

SAMSON SERIES

TRIPODS



The Samson Series is engineered with precision manufacturing, detailed assembly, and quality parts. Its lightweight design allows for a completely man-portable platform, without compromising the incredible durability required for mission-critical applications.

With payload capabilities up to 40 lbs. and anodized tubular construction, the Samson tripod is the perfect fit for any tough job requiring quick, one-man deployment.

As the leader in instrument support and positioning systems, we offer a wide variety of tripods, heads and accessories to meet the challenging demands of our industrial and military users as well as custom solutions to satisfy your unique requirements.

KEY FEATURES







System Performance

- Payload capacity up to 40 lbs.
- Powder coated and anodized parts for resistance to harsh environments
- Adapters and heads for various payload configurations
- Exceptional torsional rigidity provides supreme payload stability
- Multiple telescoping leg sections results in small stow size.
- Wide footprint for stability in high winds
- Models with columns feature rubber feet with spin-to-expose stainless spikes allowing adaptation to varying surfaces



SAMSON SERIES - SPECIFICATIONS

SAMSON TRIPODS SPECIFICATIONS

						
Part Number	4-73010-7B	4-73500-7B	4-74425-6A	4-73502-FB	4-74420-7B	4-74423
Description	Tripod Samson w/Elevator Column	Tripod Samson w/Elevator Column	Tripod Samson w/Elevator Column	Tripod Samson HP Laser	Tripod Samson Microwave w/ Friction Head	Tripod Samson 4' w/hi hat & adapter
Load Capacity	40 lbs. (18.1 kg)	40 lbs. (18.1 kg)	40 lbs. (18.1 kg)	40 lbs. (18.1 kg)	35 lbs. (15.87 kg)	40 lbs. (18.1 kg)
Max Height	76 in (193 cm)	60 in (152 cm)	76 in (193 cm)	58.6 in (148 cm)	64 in (162 cm)	59 in (149 cm)
Minimum Height	34 in (86cm)	24 in (60 cm)	35.4 in (89 cm)	22.3 in (56 cm)	40 in (101 cm)	35 in (88 cm)
Weight	10 lbs. (4.5 kg)	8.5 lbs. (3.6 kg)	11 lbs.(4.9 kg)	11.4 lbs. (5.1 kg)	15.5 lbs. (7 kg)	12.5 lbs.(5.6 kg)
Leg Sections	2	3	2	3	2	2
Feet	Convertible Spike/Rubber Ball	Convertible Spike/Rubber Ball	4 in (10 cm) Diameter Foot Plates	4 in (10 cm) Diameter Foot Plates	4 in (10 cm) Diameter Foot Plates	4 in (10 cm) Diameter Foot Plates
Maximum Spread (dia. Circle)	68 in (172 cm)	47 in (119 cm)	73 in (185 cm)	53.4 in (135 cm)	76 in (193 cm)	76 in (193 cm)
Mount Type	1.75 in (4.4 cm) O.D. Column	1.75 in (4.4 cm) O.D. Column	1.75 in (4.4 cm) O.D. Column	1.75 in (4.4 cm) O.D. Column	1/4 in-20 Camera Screw	1/4 in (.63 cm)-20 Threaded Holes (2)
Column O. D.	1.75 in (4.445 cm)	1.75 in (4.445 cm)	1.75 in (4.445 cm)	1.75 in (4.445 cm)	NA	NA
Dimensions (Transport Mode)	38.6 x 7.5 in (98 x 19 cm)	24 x 10 in (61.7 x 24.7 cm)	40.7 x 9.5 in (103.3 x 24.1 cm)	25.4 x 11 in (64.5 x 27.9 cm)	45 x 10.5 in (114 x 26.7 cm)	40.7 x 10.6 in (103.3 x 26.9 cm)
Dimensions (Transport Mode)	38.6 x 7.5 in (98 x 19 cm)	24 x 10 in (61.7 x 24.7 cm)	40.7 x 9.5 in (103.3 x 24.1 cm)	25.4 x 11 in (64.5 x 27.9 cm)	45 x 10.5 in (114 x 26.7 cm)	40.7 x 10.6 in (103.3 x 26.9 cm)
Interface Description	Sleeved Head Fits Over Top of Column	Sleeved Head Fits Over Top of Column	Sleeved Head Fits Over Top of Column	Sleeved Head Fits Over Top of Column	4.5 x 4.5 in (11 x11 cm) Fixed Camera Plate	Two 1/4 in (.63 cm)-20 Threaded Holes 2.374 in (6.02 cm) Distance Between
Special Features	Groove in Column, 0.250 in (.635 cm) in Height 0.12 in (.304 cm) From Top, 1.51in (3.835 cm) Diameter	Groove in Column, 0.250 in (.635 cm) in Height 0.12 in (.304 cm) From Top, 1.51 in (3.835 cm) Diameter	Groove in Column, 0.250 in (.635 cm) in Height 0.12 in (.304 cm) From Top, 1.51 in (3.835 cm) Diameter	Groove in Column, 0.250 in (.635 cm) in Height 0.12 in (.304 cm) From Top, 1.557 in (3.95 cm) Diameter		
Column Extends	18 in (45.7 cm)	18 in (45.7 cm)	18 in (45.7 cm)	15.1 in (38.3 cm)	No Column	No Column
Color Options	Black, Marine Grey, Olive Drab & Desert Tan (CARC)					




SAMSON HEAD SPECIFICATIONS

			
Part Number	4-72612-S3	4-72512-3	4-72011-6B
Description	Samson Geared Head	Samson Geared Head	Samson Friction Head, Counterbalance Spring
Load Capacity	25 lbs. (11.3 kg)	25 lbs. (11.3 kg)	35 lbs.(15.8 kg)
Elevation Range of Motion Azimuth	45° Up / 90° Down 360° Pan	45° Up / 90° Down ±15° Side-Side (Friction)	45° Up / 90° Down 360° Pan
Type of Action	Geared	Geared	Friction
Camera Plate	Fixed, 4.19 x 2.19 in (2.5 x 5.5 cm)	Fixed, 8.5 x 6.44 in (8.5 x 16.3 cm)	Fixed, 4 x 2.18 in (10.1 x 5.5 cm)
Camera Screw	1/4 in - 20	1/4 in - 20	1/4 in- 20
Mount Type	Sleeve Mount - Fits Samson 1.75 in (4.4 cm) Diameter Columns	Sleeve mount - Fits Samson 1.75 in (4.4 cm) Diameter Columns	Sleeve mount - Fits Samson 1.75 in (4.4 cm) Diameter Columns
Mount Interface Diameter	1.75 in (4.4 cm) I.D Fits Samson Columns	1.75 in (4.4 cm) I.D Fits Samson Columns	1.75 in (4.4 cm) I.D Fits Samson Columns
Clamping Mechanism	Perpendicular Screw Clamp	Perpendicular Screw Clamp	Perpendicular Screw Clamp

SAMSON TRIPOD ACCESSORIES SPECIFICATIONS

				
Part Number	4-75750-6	4-75915	4-75912-2	4-75350-5
Description	Adapter for Samson- Accepts Herc Heads	Adapter Samson for QPT-20	Adapter Samson Laser Column Mount	Adapter Hi-Hat
				Bolts to Flat Surfaces
Mounts to:	Fits onto Samson Columns	Fits onto Samson Columns	Fits onto Samson Columns	Gibraltar Heads onto flat surfaces
Provides Mounting of:	Hercules Heads	4 in Square Flat Surface with 2 Hole Patterns: 4i x 0.281 in Holes on 4.75 in Bolt Circle (3.36 in Square, Fits QPT-20) 4 x 0.281 in Holes on 4.00 in Bolt Circle (2.82 in square) Includes 4- 1/4 in -20 Bolts, Nuts Washers	3.25 in Round Flat Surface with 2 Hole Patterns: 3x .204 in Holes on 2.5 in Bolt Circle 4 x 1/4 in 28 Threaded Holes on 2.5 in Bolt Circle	2 hole Patterns for Bolting to Flat Surfaces: 3 x 10-32 Tapped Holes on 4.72 in Bolt Circle 3 x 0.41 in Holes on 4.50 in Bolt Circle
Clamping Mechanism	Perpendicular Screw Clamp	Perpendicular Screw Clamp	Perpendicular Screw Clamp	

SAMSON TRIPOD ACCESSORIES SPECIFICATIONS (CONTINUED)

			
Part Number	4-65701-1	4-65901-7	4-56021
Description	Adapter Wedge Receiver	Adapter Wedge Plate	Dolly, 4 in (10.16 cm) or 6 in (15.24 cm) Foot Pad
	To be used with 4-65901-7 (wedge plate)	To be used with 4-65701-1 (wedge receiver)	4 in (10.16 cm)Caster for Floor
Mounts to:	Various items such as Cameras	Various items such as Cameras	Fits Hercules and Gibraltar tripods with footplates
Provides Mounting of:	3 Hole Patterns for Mounting: 4x .188 hole on 7.50 x 6.50 in pattern 4x .265 in hole on 6.75 x 5 in pattern 2 x 3/8 in -16 threaded holes 3.52 in apart	Various items such as Cameras: 2 slots 2.4 in in length running on center line, with two 3/8 in -16 bolts, nuts included. 1x .406 in Ø hole in center of plate 2x .266 in Ø holes, 1 in apart on centerline.	Fits Hercules and Gibraltar tripods with footplates
Clamping Mechanism			



+1.847.498.0700 | www.quickset.com | sales@quickset.com



QuickSetDefenseTechnologies LLC

These products are subject to export control laws and regulations of the United States government and fall under the control jurisdiction of either ITAR or EAR regulations. Please contact our company Export Representative for further information.

© 2025 QuickSet Defense Technologies, LLC. All rights reserved.
Product and company names listed are trademarks or trade names of their respective companies.
Specifications are subject to change, to confirm current call +1 847.498.0700.